



123456 CANADA INC. DBA:WORLD OF SPORTS

Times Viewed CM/YTD/LY: 2/2/272

General Information - # 028937

Legal Name: 123456 CANADA INC.
DBA1: WORLD OF SPORTS
DBA2: WS SPORTS
Address1: 201 FIRST AVENUE
Address2: SUITE 16
City: TORONTO
Province/State: ONTARIO
Postal Code/ZIP: L2L 2L2
Telephone 1: (416)270-5632 Ext. 101
Telephone 2:
Fax: (416) 382-1100
Product Lines: SNB, EYE, SKI, OUT, URB

President: MR. JOHN SMITH
Vice-President: MS. PAM SMITH
Treasurer: MR. TOM ADAMS
Accounts Payable:

Corporate Search:
Security Search: MAY 28, 2009
Email 1: JOHN.SMITH@WORLDOFSPORTS.CA
Email 2: PAM.SMITH@WORLDOFSPORTS.CA
Entity Type: CORPORATION
Company Auditor: ERNST & YOUNG
Inception Date: MAR 21, 1998
Fiscal Year End: AUG 31

Status

FEB 8, 2010 - 04:24 PM EST

Sicadex Score 33 NOV 2009

32 (Oct.09) up 1 (3%)

24-Mth Sicadex Range: 4 to 73

3-Mth Average: 35 down 6%

6-Mth Average: 41 down 20%

12-Mth Average: 38 down 13%

Current Month Score vs. Average Score

Industry Average Current Mth: 13

Status: COD May.15.2009

Returned Cheques (Last 6 Mths): 13 - FRZ(4),NSF(9)
NSF NOV 27, 2009, \$5,667

Financial Statements: -

Claims: YES, (1) Active, \$10,092
Paid: \$2,000 Waived: \$0 O/S: \$8,092

12-Mth Average # F/T Mbrs: 11

Current Mth F/T Volume: \$194,332

12-Mth Average F/T Volume: \$113,088

12-Mth Average High Credit: \$18,407

Estimated Yearly Sales: \$600,000

Remarks

BRANCH: 432 SECOND AVE, BARRIE, ONTARIO, L4N 2R2
SHAREHOLDERS ARE SECURED

Risk Assessment

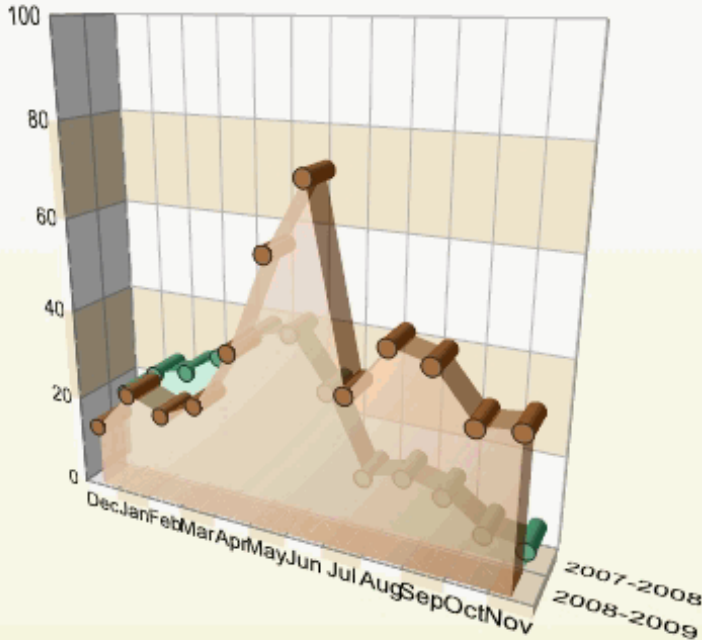
Table with 5 columns showing risk levels: HIGH (MAY 15, 2009), MEDIUM/HIGH (JAN 16, 2007), HIGH (MAY 26, 2006), MEDIUM/HIGH (MAY 12, 2006), MEDIUM/HIGH (FEB 17, 2006)

Operating Trend

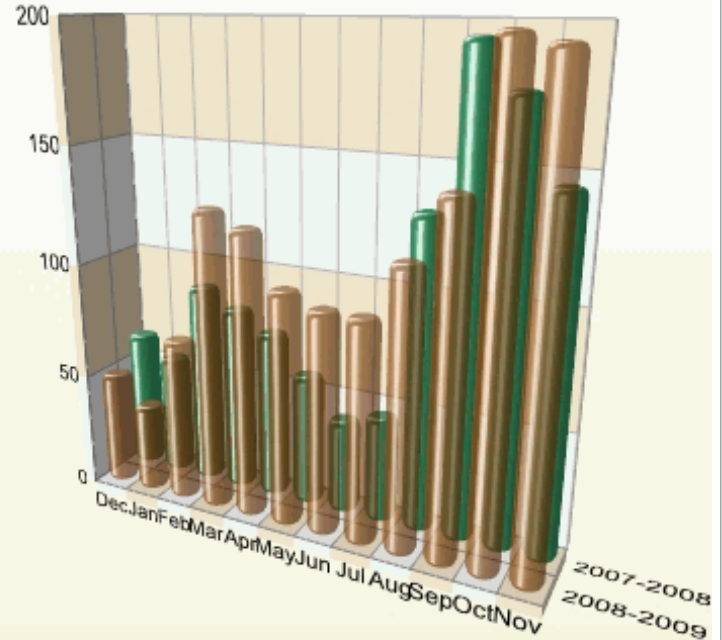
Table with 5 columns showing operating trends: DOWN (MAY 15, 2009), DOWN (MAR 09, 2009), STABLE (FEB 20, 2009), UP (SEP 19, 2008), STABLE (AUG 19, 2008)

SICADEX Graphs

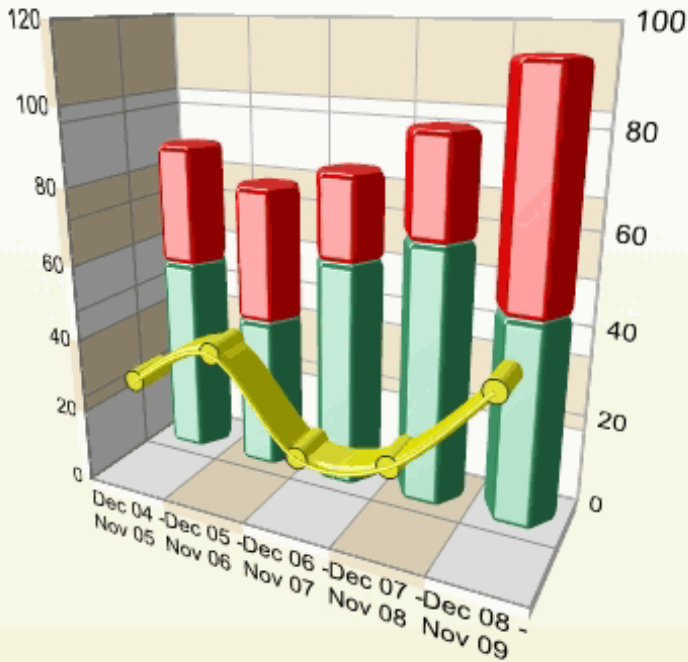
SICADEX 24 Months Graph



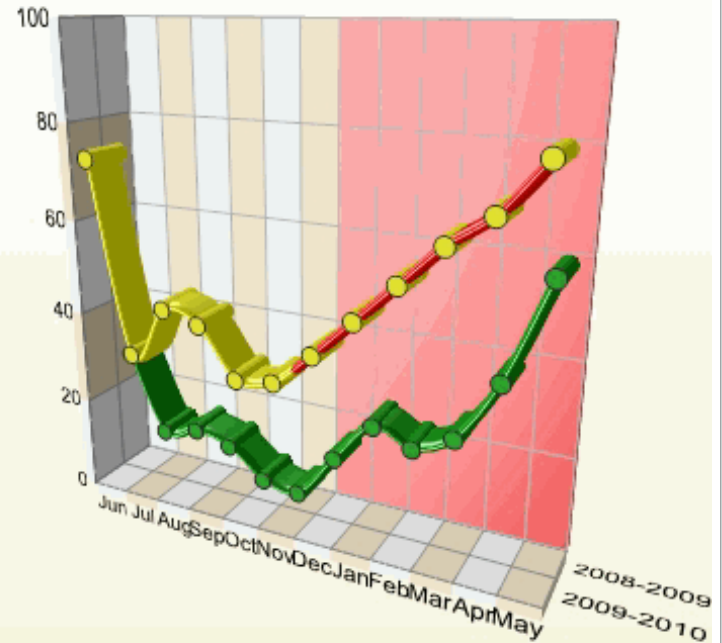
K\$ Comparative Debt Load (24 Months)



K\$ [5 Year] Comparative Average Debt Load



SICADEX 6 Month Projection





SICADEX 24 Months

Period	Score	Industry Avg	# Mbrs	Total O/S	Cur	1-30	31-60	61-90	91+	Avg Hc
NOV 2009	33	13	15	194,332	113,156	18,331	6,383	10,446	46,016	17,706
NOV 2008	4	13	14	145,653	132,628	11,533	816	676	0	17,591
OCT 2009	32	11	14	197,739	129,097	4,573	6,307	9,437	48,325	18,800
OCT 2008	5	11	16	177,141	155,165	15,515	6,461	0	0	16,323
SEP 2009	42	10	11	144,203	73,903	8,306	8,322	3,608	50,064	18,341
SEP 2008	11	11	17	194,591	157,687	21,127	3,638	457	11,682	15,308
AUG 2009	44	11	9	117,900	58,678	8,500	2,226	2,567	45,929	22,821
AUG 2008	13	12	17	131,793	112,865	3,557	457	0	14,914	14,966
JUL 2009	33	14	10	94,758	46,030	21,383	2	3,973	23,370	19,969
JUL 2008	11	14	11	46,169	40,551	1,028	0	2,038	2,552	11,955
JUN 2009	73	15	11	95,017	11,947	4,717	12,897	13,582	51,874	19,906
JUN 2008	28	16	12	41,271	23,790	533	3,107	11,007	2,834	14,394
MAY 2009	58	14	9	100,468	21,908	10,323	17,821	35,518	14,898	19,926
MAY 2008	39	15	13	57,825	23,097	3,804	6,423	12,903	11,598	16,852
APR 2009	37	12	11	122,815	34,487	40,315	32,991	124	14,898	21,136
APR 2008	37	14	14	73,617	33,108	10,778	1,150	18,168	10,413	15,917
MAR 2009	24	11	12	128,835	53,691	55,589	4,657	3,868	11,030	19,001
MAR 2008	31	14	13	81,657	46,075	5,025	11,281	10,896	8,380	17,394
FEB 2009	20	14	11	71,682	51,650	4,783	3,868	4,349	7,032	13,892
FEB 2008	26	16	16	89,196	48,448	12,488	18,297	9,963	0	14,880
JAN 2009	23	16	8	38,814	17,940	5,941	7,480	7,453	0	11,250
JAN 2008	24	18	10	53,628	22,403	9,581	21,578	0	66	16,895
DEC 2008	14	17	11	50,488	36,622	4,823	9,043	0	0	18,139
DEC 2007	18	18	12	62,076	35,952	12,257	11,449	64	2,354	17,193

Special Updates

OCT 27, 2009:

MR. JOHN SMITH REPORTED THAT THE RECENT ISSUES WITH THE GOVERNMENT WHICH LED TO HER BANK ACCOUNT BEING FROZEN DUE TO GST ARREARS HAS BEEN RESOLVED.

JUL 2, 2009:

MR. JOHN SMITH EASTGUARD REPORTED THAT HE RECENTLY INJECTED 200K INTO THE COMPANY. CHEQUES TO SUPPLIERS HAVE BEEN SENT OUT. HE ALSO STATED THAT PETER SANTOS HAS BEEN REMOVED AS DIRECTOR AND IS NO LONGER INVOLVED IN THE BUSINESS.

MAY 28, 2009:

RECENT SECURITY SEARCH SHOWS BANK OF MONTREAL AND GOVERNMENT AS SECURED CREDITORS. GOVERNMENT REGISTERED THEIR SECURITY JANUARY 30, 2009.

MAR 20, 2009:

MR. JOHN SMITH REPORTED THAT THE RECENT RETURNED CHEQUES ARE THE RESULT OF THEM SWITCHING BANKS FROM THE SCOTIA BANK TO CIBC. THEY ARE WAITING FOR THEIR NEW CHECKS TO ARRIVE TO RE-ISSUE PAYMENTS TO SUPPLIERS. HE WILL FORWARD A COPY OF THEIR LATEST FINANCIAL STATEMENTS AS SOON AS THEY ARE COMPLETED.



AUG 24, 2006:

MR. JOHN SMITH REPORTED THAT THEY HAVE SWITCHED TO THE CIBC BANK. FUNDS HAVE BEEN INJECTED INTO THE BUSINESS WHICH HAVE ALLOWED THEM TO PAY OF THE BANK LINE OF 200K AND OTHER DEBTS. THEY HAVE REPLACED THEIR BANK LINE WITH A COMPANY CREDIT CARD. YEAR END FIANNCIAL STATEMENTS WILL BE FORWARDED ONCE COMPLETED.

JUN 21, 2006:

MR. JOHN SMITH REPORTED THAT MR. PAUL LAZAR HAS PURCHASES MR. PETER SANTO'S 50% SHARE OF THE BUSINESS.

JUN 5, 2006:

MR. PETER SANTO IS IN THE PROCESS OF SELLING HIS 50% SHARES IN THE COMPANY TO MR. PAUL LAZAR, WHO WOULD THEN INJECT ADDITIONAL FUNDS TO IMPROVE CASH FLOW. MR SANTO STATED THAT HE ANTICIPATES THE DEAL TO BE FINALIZED BY MID JUNE.

JUN 1, 2006:

RETURNED CHEQUE REPORTED MAY 29, 2006 IN THE AMOUNT OF \$1012 WAS A STOP PAYMENT AND NOT NSF.

Status History

Date	Status	Comments
MAY 15, 2009	COD	MULTIPLE RETURNED CHEQUES.
MAY 12, 2006	CAU	PAYMENT DOWNTREND.
JAN 18, 2001	N/A	
MAY 26, 2006	COD	DOWNTREND, MULTIPLE RETURNED CHEQUES.
JAN 16, 2007	CAU	REMOVED FROM COD, IMPROVED TREND.

Returned Cheques

Date	Type	Amount	Comment
NOV 27, 2009	NSF	5,667	
NOV 9, 2009	FRZ	2,093	
NOV 9, 2009	FRZ	2,092	
OCT 26, 2009	FRZ	275	
OCT 19, 2009	NSF	2,000	
OCT 19, 2009	NSF	1,818	
OCT 14, 2009	FRZ	1,234	
OCT 6, 2009	NSF	2,342	
SEP 3, 2009	NSF	2,915	
SEP 3, 2009	NSF	2,890	
SEP 3, 2009	NSF	4,185	
SEP 3, 2009	NSF	936	
AUG 26, 2009	NSF	2,443	
JUL 8, 2009	NSF	1,668	
JUN 2, 2009	NSF	3,000	
JUN 2, 2009	NSF	2,000	
MAY 27, 2009	NSF	2,000	
MAY 27, 2009	NSF	3,000	
MAY 26, 2009	NSF	2,000	



123456 CANADA INC. DBA:WORLD OF SPORTS

Times Viewed CM/YTD/LY: 2/2/272

MAY 26, 2009	NSF	2,000	
MAY 22, 2009	NSF	2,000	
MAY 21, 2009	NSF	395	
MAY 21, 2009	NSF	2,847	
MAY 21, 2009	NSF	2,847	
MAY 13, 2009	NSF	2,269	
MAY 12, 2009	NSF	2,268	
MAY 12, 2009	FRZ	2,268	
MAY 11, 2009	NSF	823	
MAY 7, 2009	NSF	1,529	
MAY 7, 2009	NSF	1,528	
APR 16, 2009	BK/CLD	488	
APR 7, 2009	BK/CLD	944	
MAR 20, 2009	NSF	371	
MAR 17, 2009	NSF	817	
MAR 10, 2009	NSF	267	
MAR 10, 2009	NSF	803	
MAR 9, 2009	NSF	1,743	
MAR 3, 2009	NSF	1,090	
JUN 21, 2006	STP	1,816	
JUN 21, 2006	STP	1,577	
JUN 21, 2006	STP	1,053	
JUN 20, 2006	NSF	2,320	
JUN 15, 2006	NSF	1,789	
JUN 13, 2006	STP	1,349	
JUN 13, 2006	STP	2,683	
JUN 13, 2006	STP	1,410	
JUN 7, 2006	OTH	1,816	
JUN 5, 2006	STP	600	
JUN 2, 2006	STP	1,053	
JUN 1, 2006	STP	2,500	
MAY 31, 2006	STP	2,455	
MAY 31, 2006	NSF	1,420	
MAY 29, 2006	STP	1,012	
MAY 19, 2006	STP	2,082	
MAY 17, 2006	STP	3,447	



123456 CANADA INC. DBA:WORLD OF SPORTS

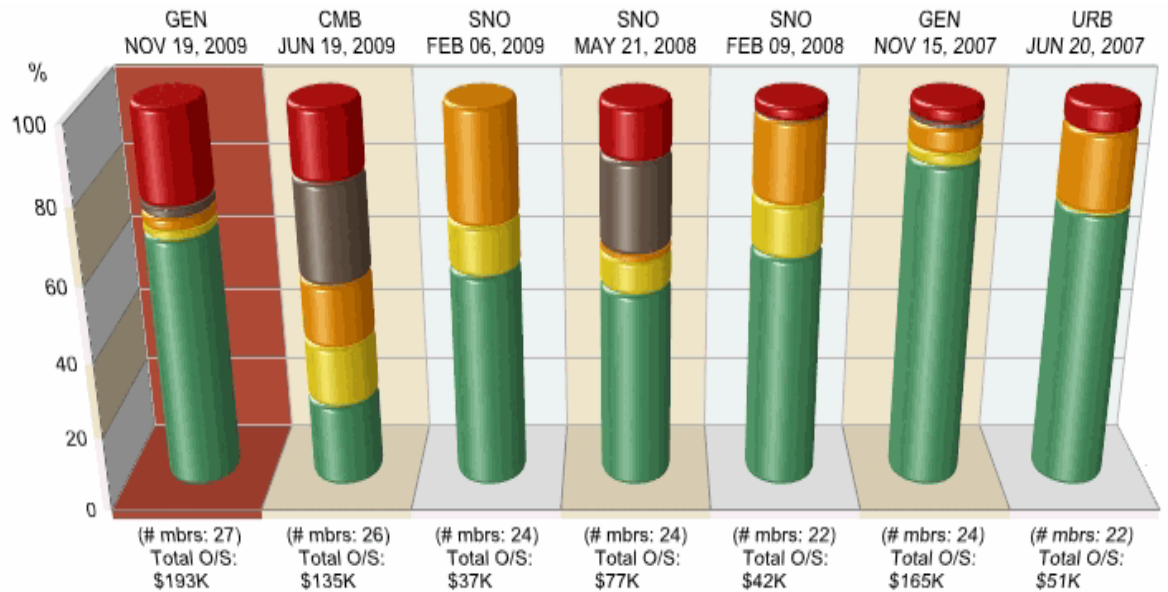
Times Viewed CM/YTD/LY: 2/2/272

MAY 17, 2006	STP	1,454
MAY 15, 2006	STP	2,091
MAY 12, 2006	NSF	4,833
MAY 9, 2006	STP	2,116
MAR 22, 2006	STP	2,764

Claims

Claim #	Date	Amount	Paid	Waived	O/S	Date Settled	Status
406037	DEC 3, 2009	4,085.00	4,000.00	85.00	0.00	DEC 23, 2009	SET
405298	MAR 30, 2009	10,091.90	2,000.00	0.00	8,091.90		JUD
402448	JUL 12, 2006	10,250.96	10,462.24	0.00	0.00		SET

Meeting History



Credit Meetings

Meeting	Date	# Mbrs	Total O/S	Cur	1-30	31-60	61-90	91+	Avg Hc
Credit Codes									
GENERAL	NOV 19, 2009	27	193,424	129,097	4,498	6,307	5,197	48,325	12,991
2-CO, 2-CR, 1-HM, 3-HO, 3-PP, 5-PR, 2-PS, 2-PU, 4-RC, 1-RD									
COMBINED SNOW & A...	JUN 19, 2009	26	134,662	29,808	21,647	22,288	35,518	25,401	13,359
1-HM, 3-HO, 5-PP, 6-PR, 2-PS, 2-PU, 4-RC, 1-RD									
SNOW CREDIT GROUP	FEB 6, 2009	24	37,422	21,370	4,823	11,229	0	0	13,347
2-HO, 6-PP, 7-PR, 2-PS, 1-PU, 3-RC, 1-RD									



123456 CANADA INC. DBA:WORLD OF SPORTS

Times Viewed CM/YTD/LY: 2/2/272

SNOW INDUSTRY	MAY 21, 2008	24	76,743	40,199	6,813	1,150	18,168	10,413	13,778
2-HO, 7-PP, 6-PR, 1-PS, 3-PU, 5-RC, 1-RD									
SNOW INDUSTRY	FEB 9, 2008	22	41,920	25,925	5,701	8,843	64	1,387	13,362
2-HO, 1-NA, 5-PP, 5-PR, 1-PS, 3-PU, 3-RC, 1-RD									
GENERAL	NOV 15, 2007	24	164,510	140,527	5,082	10,394	1,866	6,641	12,974
2-HO, 1-NA, 7-PP, 5-PR, 1-PS, 3-PU, 4-RC, 1-RD									
URBAN	JUN 20, 2007	22	50,532	37,069	101	10,019	0	3,343	13,714
2-HO, 1-NA, 6-PP, 5-PR, 1-PS, 2-PU, 5-RC, 1-RD									
URBAN	AUG 10, 2006	15	49,886	26,762	2,193	5,144	10,239	5,548	12,352
3-HO, 1-NA, 3-PP, 3-PR, 1-PS, 3-PU, 5-RC, 1-RD									
COMBINED (ATHLETI...	JUN 16, 2006	21	131,149	55,210	29,737	12,259	5,392	28,551	14,519
1-CR, 3-HO, 6-PP, 3-PR, 4-PU, 5-RC, 1-RD									
SNOW INDUSTRY	APR 20, 2006	17	96,781	48,932	1,788	11,814	4,553	29,694	13,585
7-PP, 1-PS, 2-PU									
SNOW INDUSTRY	FEB 11, 2006	12	67,094	6,331	20,974	32,234	107	7,448	15,404
5-PP, 1-PU									

Bank

Bank Name:	CIBC
Account Number:	
Credit Line:	
Address 1:	4151 PALMERSTON STREET
Address 2:	
City:	TORONTO
Province/State:	ONTARIO
Postal Code/Zip:	
Telephone:	
Contact:	

Comment:

Confidentiality Clause:

This credit report is for your own internal use ONLY and for the sole purpose of enabling your company to assess the credit worthiness of the subject retailer. Its contents may not be divulged to any party outside your company without the express permissions of S.I.C.A. All reports are compiled based primarily on information supplied to S.I.C.A. by its members and other external sources. The projection graph is an estimate based on past performance of the retailer as reported to SICA. Future performance may vary significantly from the projected trend. In consequence of the foregoing, S.I.C.A. does not guarantee or take responsibility for the accuracy of the information provided.

End of report